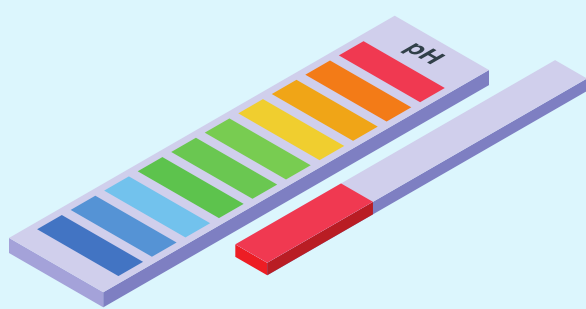



# STEPS FOR MINDFUL POOL DRAINING


How to drain your pool to protect Lake Erie

Allow the pool to rest for two weeks after the last chemical treatment so chlorine can leave the water.



Test the water to ensure the water is near neutral and free of chemicals and algaecides

Use as much pool water as possible to water your yard, garden or other permeable surfaces



Drain the remaining water directly into outside storm drains, ensuring that the drained water is clear.



LAKE ERIE  
STARTS  
HERE

